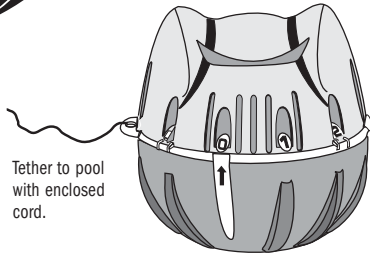




Operation Manual

This is not a toy. For sanitizing pop-up pools.



Flippin' FROG™ is a complete pool care system for pop-up pools that utilizes the patented mineral formula of Flippin' FROG with low levels of chlorine from the Flippin' FROG Replacement Chlorine Cartridge to destroy bacteria, help maintain pH and restore water clarity. Simply twist to set and toss into the pool. Everything is pre-filled and contained for no mess, no guess and no stress pool care.

Register your Flippin' FROG at kingtechnology.com

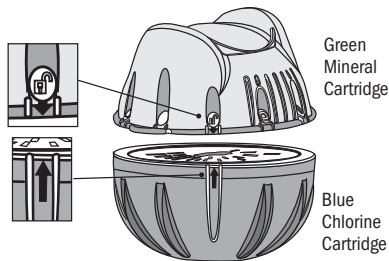
Pool Start Up

Balance your water according to the water balance guidelines

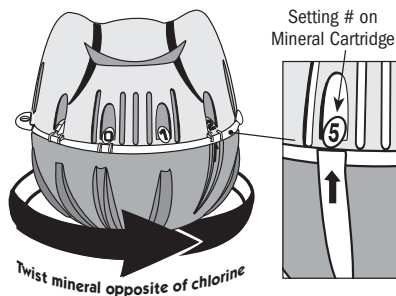
WATER BALANCE GUIDELINES	
pH:	7.2 - 7.8
Total Alkalinity:	60 -120 ppm
Stabilizer (Cyanuric Acid)	20-80 ppm
Free Chlorine:	0.5-1.0 ppm

1. Shock pool to remove contaminants (follow manufacturer's directions).

2. Remove outer packaging from both the mineral and chlorine cartridges of the Flippin' FROG. Bring the two cartridges together and line up the arrows. Push together and twist to lock.



3. Twist the mineral cartridge opposite of the chlorine cartridge until the setting number for your pool size is lined up with the arrow (see chart below).



Flippin' FROG Initial Setting Chart		
Diameter	Gallons	Setting #
12'	2000	1
12'	2500	2
15'	3000	3
15'	3500	4
15'-16'	4000	5
15'-16'	4500	6
18'	5000	7

NOTE: Calculate pool gallons by multiplying diameter x diameter x water height (feet) x 5.9 or visit our pool volume calculator at kingtechnology.com.

Most common pool size

4. Tether it to the pool side or ladder with the cord provided, away from the skimmer or a return jet.



5. Test the water periodically and adjust the setting until the chlorine level is maintained at 0.5 ppm to 1.0 ppm. Use the precise FROG® Brand Test Strips to help measure the



ideal chlorine range when used with FROG® minerals. Based on average pool usage, chlorine will last about 3-4 weeks for pools up to 5,000 gallons, except during times of hot water temperatures and heavy pool use.

NOTE: This product may be removed from the pool when in use. Lift out of the water and let drain into the pool. Then hang over the outside of the pool or place on the ground or surface that is not susceptible to bleaching from the chlorine. Remember to replace the product once exiting the pool.

Replacing the Flippin' FROG Replacement Chlorine Cartridge

When the product is almost empty, it will slowly flip over giving you notice that it's about time to replace. When it completely flips over replace by rotating the two cartridges until the arrows align along the edge of both cartridges and pull apart. Follow the start-up procedures.



Do not remove the chlorine cartridge until the system has completely flipped. If the chlorine cartridge contains a small amount of chlorine after the system has flipped over, place in pool by itself. Do not allow chlorine cartridge to sink to the bottom or pool bleaching may occur. When completely empty discard in trash.



Regular Pool Care



1. Run pump and filter at least 8 hours per day. Lack of circulation may cause bleaching of pool surface.



2. Regularly test water for pH, total alkalinity and chlorine levels. Maintain at least 0.5 ppm chlorine level at all times.



3. Replace the chlorine cartridge when the Flippin' FROG completely flips over.



4. Shock the pool as needed to maintain water clarity. Follow label directions on the shock treatment used.

5. Check filter regularly and clean or replace the cartridges when dirty.



6. Replace the complete Flippin' FROG every six months or after one pool season whichever is shorter. If the pool is drained and refilled prior to six months, the Flippin' FROG must be replaced at that time.



Mineral Hybrid Water Care

King Technology, Inc.

530 11th Ave S, Hopkins, MN 55343
952-933-6118 • FAX 952-933-2206
www.kingtechnology.com

EPA Est. No.: 64114-MN-1 20-48-0102 553111243N

U.S. Patent Numbers: 6,217,892; 6,383,507; 6,551,609; 6,652,871 and other U.S. and Foreign Patents Pending.